



## **LIVE CHAT WITH JOE ROSS**

### **STEP BY STEP REGISTRATION:**

**WE HAVE CHANGED OUR CHAT SOFTWARE AND PLATFORM.** In order to join any of our live chats, please register with one particular username that you will use for all our chat rooms and chat sessions. Please do not register with multiple usernames or we will have to start banning those who violate the chat rules by using different identities.

Here are the steps to register for any and all of the chats that are offered and hosted by Joe Ross & Trading Educators, Inc.

We currently have 4 chat rooms:

- 1) Tuesday\_Chat
- 2) Euro\_Chat
- 3) Traders\_Notebook
- 4) Lobby

- 1) Tuesday\_Chat is the live one-hour chat hosted by Joe Ross every Tuesday evening at 8 PM U.S. Central Time. The chat is free, and available to everyone.
- 2) Euro\_Chat usually takes place on Thursdays at 8 PM Central European Time (Berlin, Rome, Paris) and is hosted by Joe Ross. The chat is free and available to everyone.
- 3) Traders\_Notebook chat is only for those who are subscribed to the daily advisory service of "Traders Notebook." The live chat is hosted by Andy Jordan, and usually takes place twice a week. If you are a member, please look for announcements in the newsletter and within the secured login area to get more details about dates and time. This chat room is private and requires a special password which will be given only to those subscribed to "Traders Notebook."
- 4) Lobby is a default room which is not used for anything. Simply ignore this room.

**NOTE: If you are going to use more than one of those rooms, you do not need to register separately for each room. Register with 1 username only, and use it for all rooms that you have access to. If you forget your login information, you can always retrieve the lost password from our web pages. (For more information about retrieving lost passwords, read further down.)**

**Please make sure to use a valid e-mail address when you register.**

Our chat software is java based; when you register, you will be prompted to download that software if it is not yet saved on your computer. The link to download will be provided during the process.

The registration process is really not difficult; simply follow the steps:

In order to join **Joe's Tuesday Live Chat**, you will be directed to <http://tradingeducators.com/studentonly/Tuesday.html> after clicking on the chat image on our main chat site.

You will see 2 options – see image below:

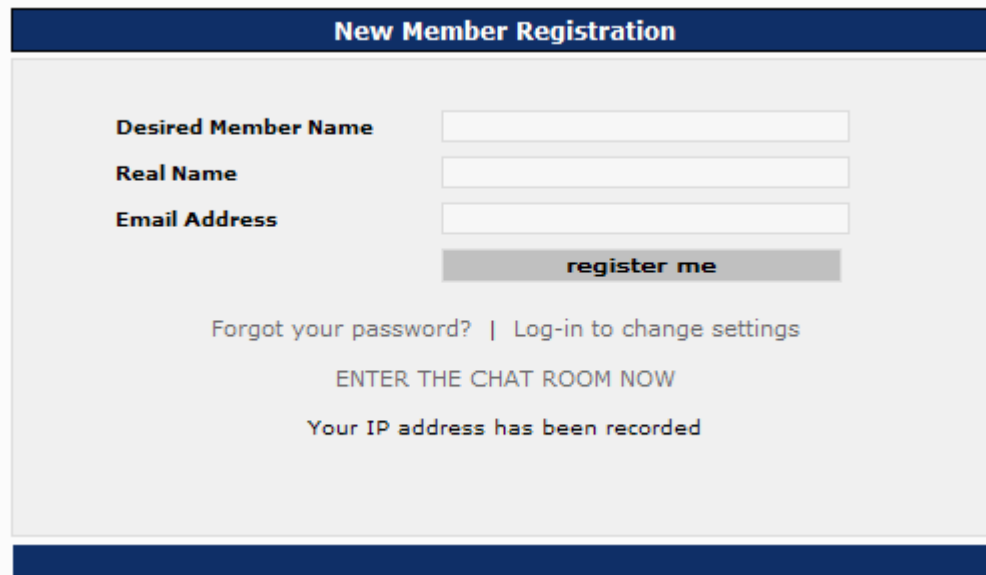
## Tuesday Live Chat with Joe Ross

**IMPORTANT: You must register before joining the chat.**  
**[REGISTER NOW](#) or [Retrieve lost password](#)**

**Once registered, you may customize your password.**  
**[Customize Password](#)**

Please click on the link: **REGISTER NOW** or **Retrieve lost password**

You will then be taken to a window that looks like this:



The image shows a web form titled "New Member Registration". It has a dark blue header with the title in white. Below the header, there are three input fields: "Desired Member Name", "Real Name", and "Email Address". Each field has a white input box. Below the input fields is a grey button with the text "register me" in white. Underneath the button, there are two links: "Forgot your password?" and "Log-in to change settings". Below the links, there is a button with the text "ENTER THE CHAT ROOM NOW". At the bottom of the form, there is a message: "Your IP address has been recorded".

Here you type in your desired username, also called member name, your real name, and a valid email address because you will receive 2 e-mails: One to activate your membership, and one to receive your password after activation. After you enter the 3 pieces of information, click "register me" as shown in the image above. You should now see this message on your screen:

## New Member Registration

Your registration was successful.

To activate your member name, follow the instructions in the member activation email that was sent to the email address you provided.

If you do not receive your member activation email within a few minutes, you may wish to check your email spam folder.

Thank you for registering.

Now go to your e-mail inbox to download and look for your activation e-mail.

The sender is [mem@parachat.com](mailto:mem@parachat.com), and the subject line is **Your member activation**.

**Please follow the instructions in that e-mail message.**

After you click on the link in the e-mail to activate your membership, you should see the following window with your own Email address and your own Activation code:

## New Member Registration

Email Address

Activation code

**Click To Activate**

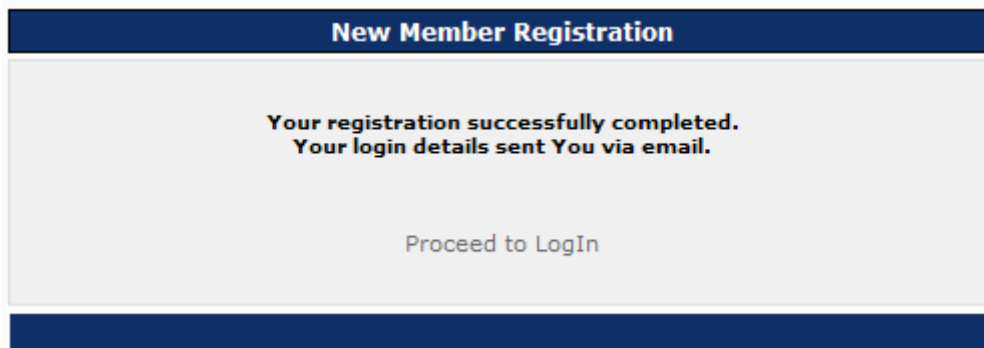
[Forgot your password?](#) | [Log-in to change settings](#)

ENTER THE CHAT ROOM NOW

Your Your IP address has been recorded

Click on the button **Click To Activate**

You will then see this message on your screen to inform you that your registration was completed successfully:



At this point you do not yet have your password for logging into the chat. Please go to your e-mail inbox to look for that previously-mentioned second e-mail that you are supposed to receive after you activate your membership. You will receive this e-mail only if your activation was successful.

Again, this e-mail will come from: [mem@parachat.com](mailto:mem@parachat.com), and the subject line is **Member name activation successful**.

In this e-mail you will receive your chosen Member name and a password which you can then change to a more easily remembered password. (For information on changing the passwords, read further below)

Now you are all set, and you can login and join the live chat with Joe.

If you don't remember where to enter your login to join the chat, you simply go to the chat page <http://tradingeducators.com/studentonly/Tuesday.html> (see below) and enter your User Name in the grey area where it says "User name":

## Tuesday Live Chat with Joe Ross

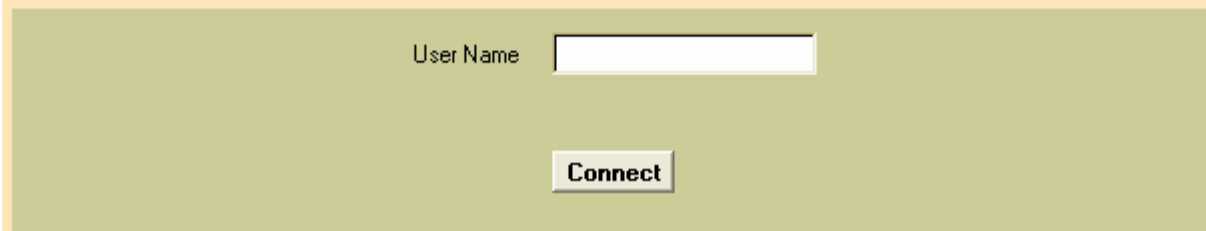
**IMPORTANT: You must register before joining the chat.**  
**[REGISTER NOW](#) or [Retrieve lost password](#)**

**Once registered, you may customize your password.**  
**[Customize Password](#)**

Before you register & join the chat, please make sure you read our [chat guidelines](#).

If you have problems getting registered as a chat member, then please follow our step-by-step infosheet. [Click here to open the infosheet in pdf-format](#).

Have your username and password handy before you click the "connect" button. Enter your username first and click "connect".



User Name

After you type in your User name (also called Member name) you will pop into the chat room. You will be prompted to also enter your password before you can officially join the chat, so please do that. Welcome to the chat!

---

### Change Password

This is how you can change your password:

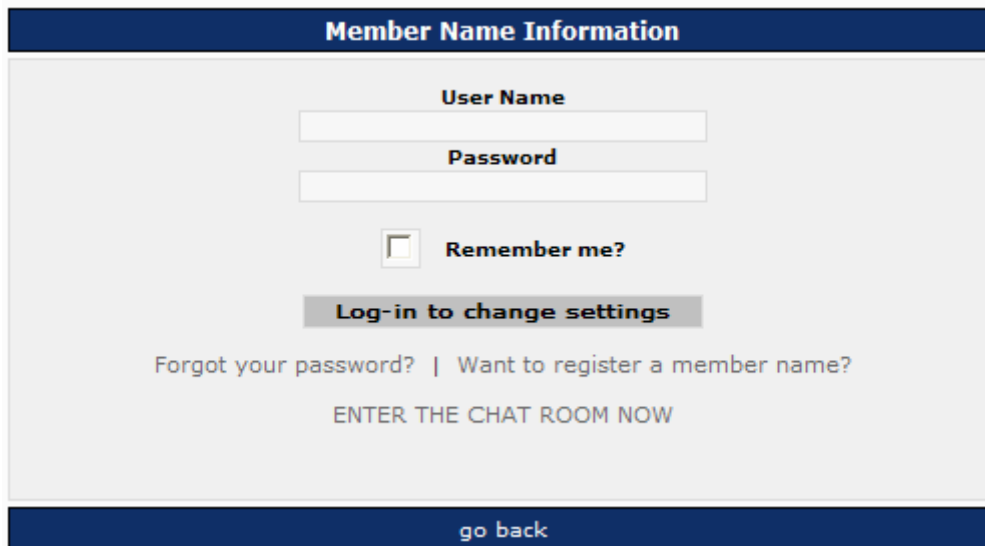
On the chat webpage <http://tradingeducators.com/studentonly/Tuesday.html> you will find the option to: "Customize Password" (see below)

## Tuesday Live Chat with Joe Ross

**IMPORTANT: You must register before joining the chat.**  
**[REGISTER NOW](#) or [Retrieve lost password](#)**

**Once registered, you may customize your password.**  
**[Customize Password](#)**

After you click on that link, you will see the window below:



**Member Name Information**

**User Name**

**Password**

**Remember me?**

**Log-in to change settings**

Forgot your password? | Want to register a member name?  
 ENTER THE CHAT ROOM NOW

[go back](#)

You need to login with your User name and your current Password before you can change the Password to a new one. After entering the required information, click on the button below **“Log-in to change settings.”**

You will be directed to this window: (example of our username: test test)



Welcome **test test**. Your last login was : 2006-12-15 14:16:05. [LogOut](#)

[:: Edit Your Information](#)  
[:: Change password](#)  
[:: ENTER THE CHAT ROOM NOW](#)

**:: Our anounces ::**

**No anounces**

[<< More anounces >>](#)

On the left side are 3 options, please click on: **“Change password”**

Now enter your **old password** once and your **new password** twice as requested, and click on the button **“Change My Password”**:

Welcome **test test**. Your last login was : 2006-12-15 14:16:05. [LogOut](#)

**:: Edit Your Information**

**:: Change password**

**:: ENTER THE CHAT ROOM NOW**

**:: Change Your password ::**

**Old password**

**New password**

**Repeat new password**

**Change My Password**

\*\*\* Passwords could take a few mins to update \*\*\*

You will see this message for a few seconds, confirming that your password was changed. You will also be sent a confirmation e-mail about this change immediately – please check your e-mail inbox and keep the information on file:

Your password has been updated.  
 New password has been sent to Your registered Email.  
 Please wait while we redirect You ...  
[If You don't want to wait, click here](#)

This e-mail will be sent from: [mem@parachat.com](mailto:mem@parachat.com) and the subject line is: **"Your login information"**

**This is all you need to know. Please read through the Chat Member Rules & Code of conduct when you decide to join any live chats. It is important to be aware of them and to avoid any banning because of violation.**

**Enjoy the chats presented by Joe Ross & Trading Educators!**



[www.tradingeducators.com](http://www.tradingeducators.com)

[www.spread-trading.com](http://www.spread-trading.com)